



RoadDor Door Order Form

Toll free: 1-877-263-9153 Tel: 905-532-0891 Fax: 905-532-0895 E-mail: info@roador.com www.roador.com

Company:

Date:

Address:

PO#:

Contact Name:

Date requested by:

of Doors:

Telephone:

Fax:

e mail:

- (1) Door Type: Dry Freight 1" R5 Refrigerated 2" R10 Freezer (Reefer)
 Insulated
- (2) Lock Type: Banana (Cam) style: Stainless Steel Cast Iron Latch
 (Select 1) Inside Safety Release Latch (SS Only) 2 point slam lock
- (3) Other Options (please specify) Extreme Use Option – added reinforcement
 Stock Door (Door built to be resized by the customer)

If truck body <16' inside or if a side door indicate above

(4) Track Location: Proper track location is critical. When installed, tracks must be parallel throughout and the proper distance apart, (panel length +3.5").

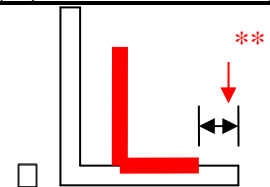
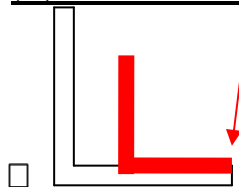
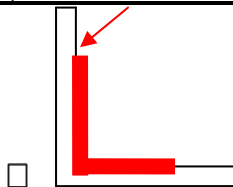
Corner angle will be:

(A) Secured to side wall

(B) Flush to door post

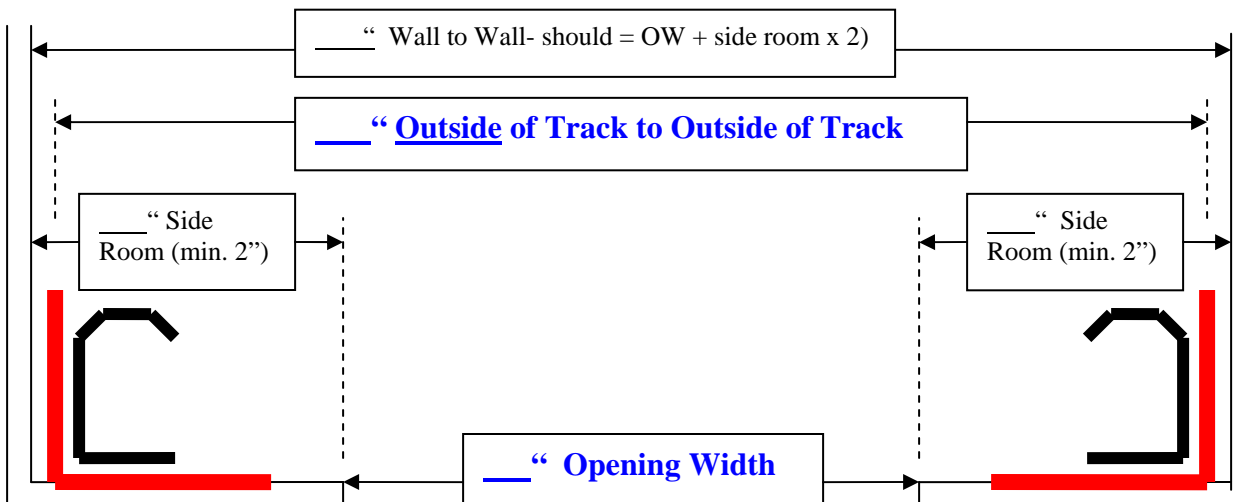
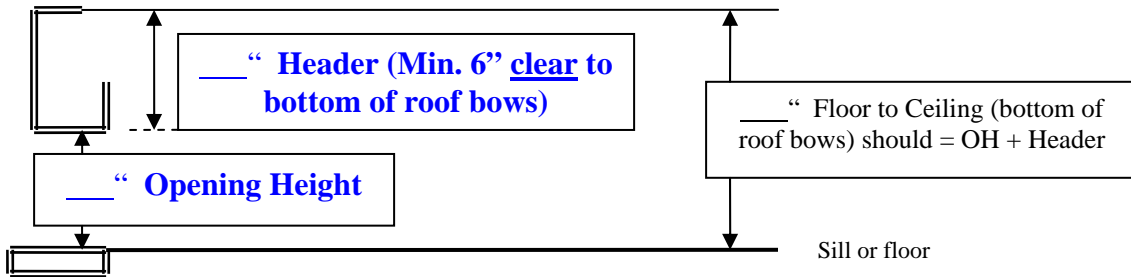
(C) Secured to rear post

(Select 1 Track Location)



** Requires the set back dimension = _____"

(5) Measurements: Measure carefully to 1/8" accuracy



Caution: Some paints and decals, (generally dark colours), contain pigments which may cause high heat build up. Only low heat pigments should be used. Contact RoadDor before applying paints or decals.